



ALIASONIC

Portable Transit-Time Ultrasonic Flowmeter

Model AUF610 Series

GENERAL

ALIASONIC The AUF610 Series is a portable transit-time ultrasonic flowmeter with clamp-on transducers for non-invasive liquid measurement. Based on microprocessor and programmable flow measurement techniques the process flow can be accurately measured without interrupting the flow and with low installation costs.

FEATURES

- ❑ 4 line LCD to display flowrate, totalizer signal condition etc.
- ❑ The flowmeter is designed in high accuracy +/-1.0%
- ❑ Small sized (206 * 100 * 35 mm) light-weight (600 g)
- ❑ Wide range, Velocities (0.01~+/-32 m/s)
- ❑ Ni-MH Battery lasts for over 10 hours continuous operation
- ❑ Maximum temperature 160 °C
- ❑ Transducers for pipes size from 15-6000 mm (1/2"-240")
- ❑ Built-in magnet in transducers, no need for steady tool on metal pipe
- ❑ Data logger which records flowrate, date, total flow, signal condition etc.
- ❑ Response time less than 1 second



STANDARD SPECIFICATION

- | | | | |
|-----------------------|---|-----------------------|--|
| ● Measuring Principle | : Transit time difference | ● Keypad | : 18 Key with tactile action |
| ● Pipe Size | : S Type: 15-100 mm (1/2"-4")
: M Type: 50-1000 mm (2"-40")
: L Type: 300-6000 mm (12"-240")
: HS Type: 15-100 mm (1/2"-4")
: HM Type: 50-1000 mm (2"-40") | ● Response Time | : Less than 1 second |
| ● Pipe Material | : Cast Iron, Stainless Steel, Ductile Iron
Copper, PVC, Aluminum, Asbestos
Fiberglass etc. | ● Flow Velocity | : 0.01~+/-32 m/s |
| ● Liner Material | : Tar Epoxy, Rubber, Mortar, Polypropylene,
Polystyrol, Polystyrene, Polyester, Ebonite,
Polyethylene, Teflon etc. | ● Resolution | : 0.0001 m/s |
| ● Display | : 4 Line LCD with illumination
Flowrate : 5 Digit with decimal point
Totalizer : 8 Digit, Forward, Reverse & Net values
Engineering Unit : m ³ , Liter, US Gallon, Imperial Gallon,
Million Gallon, Cubic Feet, US Barrels,
Imperial Barrels, Oil Barrel
Time Unit : Second, Minute, Hour, Day
Other : Velocity, Date, Time, Signal condition | ● Ambient Temperature | : -40~60 °C |
| ● Accuracy | : +/-1%~+/-2% value of reading (0.5-30 m/s)
: +/-0.5% value of reading (Online calibration) | ● Ambient Humidity | : 90% RH or Less |
| ● Repeatability | : +/-0.2% value of reading | ● Built-in Battery | : Ni-MH Battery |
| | | ● Operation Time | : >10 Hours |
| | | ● Charger | : 90-260 VAC 50/60 Hz, 8-12 h charging |
| | | ● Data Storage | : Operation parameters and totalizer
figures are stored by EEPROM for more
than 10 years |
| | | ● Data Logger | : Limitless overwriting in 64 columns
(Flowrate, totalizer, time, date included) |
| | | ● Alarm | : High / Low with buzzer |
| | | ● Power Consumption | : Less than 2W |
| | | ● Dimensions | : 206 * 100 * 35 mm |
| | | ● Weight | : 0.6 kg |
| | | ● Protection Class | : IP65
Sensor : IP65 (Standard)
: IP68 (Submersible) |

ALIA TECHNOLOGY LLC

633 W. 5th Street, 26th Floor, Los Angeles, CA 90071, USA
TEL : + 1 - 213 - 533 - 4139 FAX : + 1 - 213 - 223 - 2317



URL : www.alia-inc.com
E-mail : alia@alia-inc.com
AUF610V1.2.3.r1.A4.en



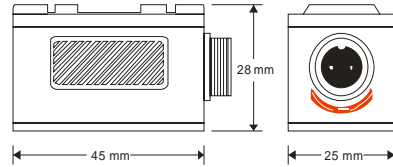
SENSOR SPECIFICATION

● Fluid Temperature : -40~110 °C

● S Type

Pipe Size : 15-100 mm (1/2"-4")

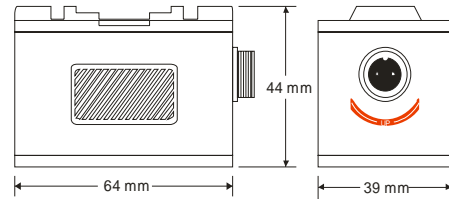
Dimensions : 45 * 25 * 28 mm



● M Type

Pipe Size : 50-1000 mm (2"-40")

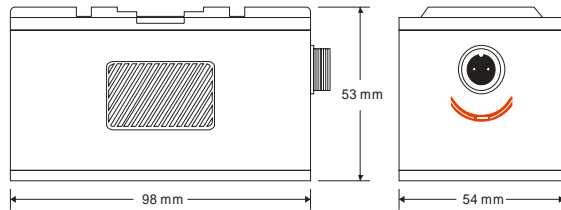
Dimensions : 64 * 39 * 44 mm



● L Type

Pipe Size : 300-6000 mm (12"-240")

Dimensions : 98 * 54 * 53 mm

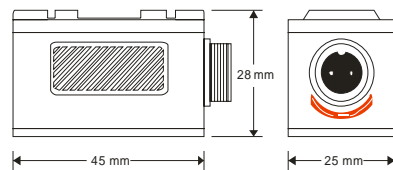


● Fluid Temperature : -40~160 °C

● HS Type

Pipe Size : 15-100 mm (1/2"-4")

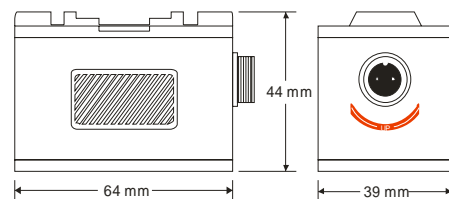
Dimensions : 45 * 25 * 28 mm



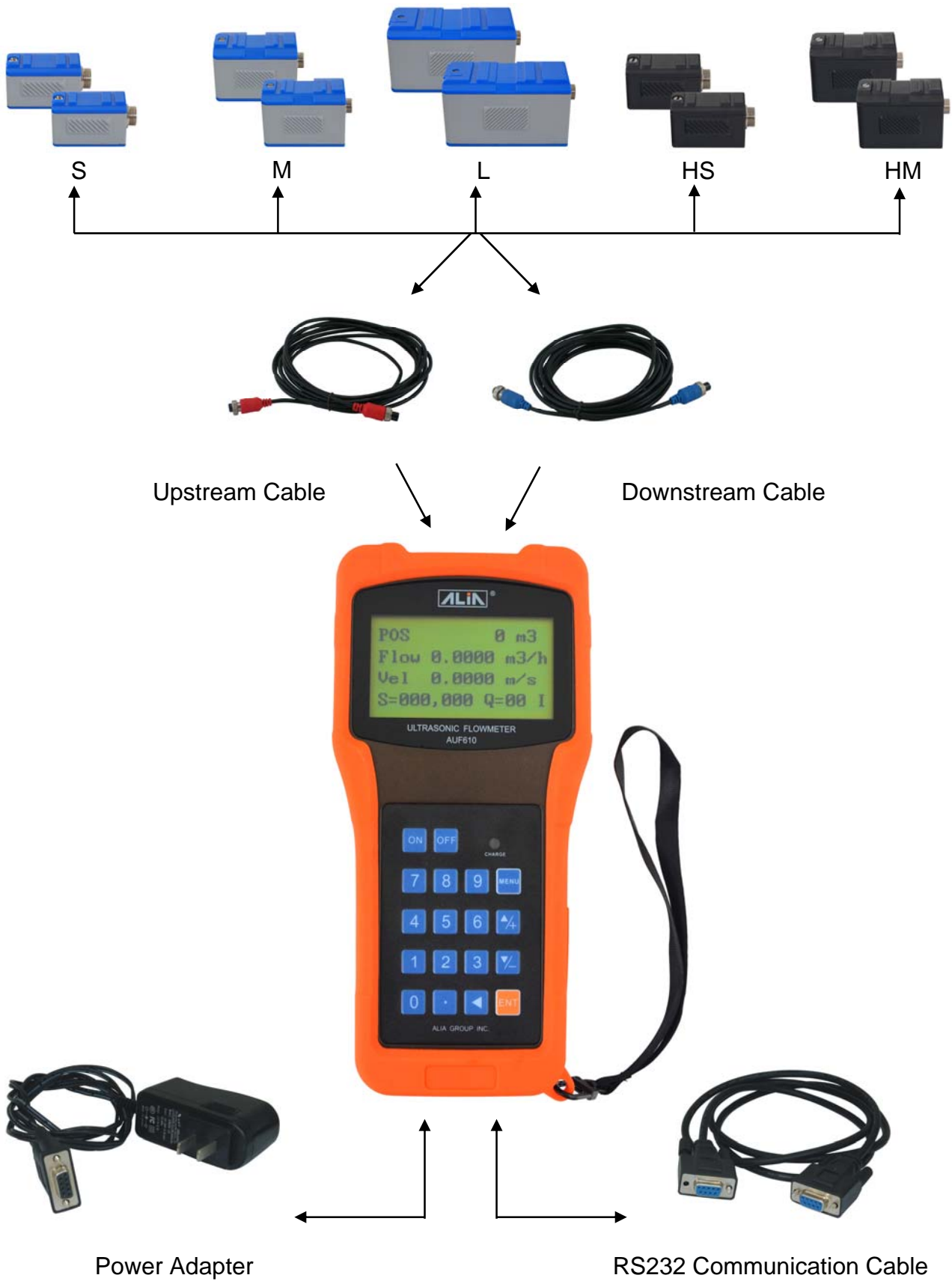
● HM Type

Pipe Size : 50-1000 mm (2"-40")

Dimensions : 64 * 39 * 44 mm



COMBINATION FOR ULTRASONIC FLOWMETER



ACCESSORIES



Alarm Output Cable



Measuring Tape



Mounting Belt



Reinforced Plastic Carrying Case
Dimensions: 460 * 360 * 140 mm

MODEL SELECTION GUIDE

AUF610 Series				
Example 1: AUF610-M-B1-05		Example 2: AUF610-S, HM-B1-05,10		
AUF610-	XX	-XX	-X	Description
Basic Selection	AUF610-			Basic Model, Include * AUF610 Converter * Power Adapter (90-260 VAC, 50/60 Hz) * RS232 Communication Cable * Alarm Output Cable * Acoustic Gel * Measuring Tape * Reinforced Plastic Carrying Case
Detector	S			Small Sensors, 15-100 mm (1/2"-4"), -40~110 °C
	M			Middle Sensors, 50-1000 mm (2"-40"), -40~110 °C
	L			Large Sensors, 300-6000 mm (12"-240"), -40~110 °C
	HS			High-Temperature Small Sensors, 15-100 mm (1/2"-4"), -40~160 °C
	HM			High-Temperature Middle Sensors, 50-1000 mm (2"-40"), -40~160 °C
Mounting Belt		-B1		3 m, 1 Pair
		-B2		6 m, 1 Pair
Cable Length			-5	5 m, 2 Cables
			-10	10 m, 2 Cables